



myGov Walkthrough

HOW TO CREATE YOUR ACCOUNT?

- Click this link to set up your account
- <https://my.gov.au/>
- Click 'Create account'



We're here to help

Access government services from one place.

Sign in

Sign in

or

[Create account](#)

If you already have a myGov account,
you don't need to create a new one.

Find support

Explore what help is available to support you
through different stages of your life.


[Explore](#)



 Assistant



*YOU HAVE THE OPTION TO CREATE AN ACCOUNT EITHER THROUGH YOUR **EMAIL** OR BY USING A **DIGITAL IDENTITY**.*



Create a myGov account

Choose how to create your myGov account. If you already have a myGov account [sign in](#).

Email

Use an email address to create a myGov account.

Continue with email


OR

Digital Identity

Use myGovID to create a myGov account.

Continue with Digital Identity

What is [Digital Identity](#) and [myGovID](#)?

 Assistant



- Step 1:
- Agree with the terms of use.



[< Back](#)

Terms of use

Step 1 of 5

You must agree to the [terms of use](#) to create a myGov account.

The terms set out your responsibilities as a myGov account holder and Services Australia's responsibilities as the service provider of myGov.

Services Australia collects, uses and discloses your personal information as set out in the [myGov privacy notice](#).

I have read and agree to the terms.

I have read and understand the privacy notice.



- Step 2:
- Enter your **email address** and received code.

[< Back](#)


Enter an email

Step 2 of 5

Enter the email address you will use to sign in to your myGov account. We will email you a code that you will need to enter on the next screen.

We will send an email to this address if you receive a message in your myGov inbox.

Email address

 Enter a valid email address. For example name@mail.com


Next

Cancel

[< Back](#)

Enter code

Step 2 of 5

We sent a code to 

Code

Next

Cancel



- Step 3:
- Enter your **phone number** and received code.

[< Back](#)

Enter your mobile

Step 3 of 5

myGov will send you a one-time use code to use each time you sign in to your account.

If you don't have a mobile number or mobile coverage, you'll need to answer secret questions to sign in. Select [skip this step](#), if you can't use a mobile number.

Mobile number


Next

Cancel

[< Back](#)

Enter code

Step 3 of 5

We sent a code to 

Code

Next

Cancel



- Step 4:
- Create your password.

[< Back](#)

Create password

Step 4 of 5

Your password must:

- have at least 10 characters
- include at least 1 number

[Learn more about passwords](#) ▾

Password

[Show](#)

Re-enter password

[Show](#)

Next

Cancel



- Step 5:
- Please create 3 secret questions.
- **Please make sure to remember them.**
- If you forget these questions, you'll need to create a new account.

[< Back](#)

Create secret question 1

Step 5 of 5

Create 3 questions and answers that you can easily answer and others are unlikely to know.

If you need to answer your secret questions in the future, the answers must be an exact match to those you give here.

- What is the name of the first street I lived in?
- Where did I go on my first holiday?
- What was my favourite childhood book?
- What was the first single/album I bought?
- What was the name of my first pet?
- What was the full name of my first boyfriend/girlfriend?
- What was my favourite place to visit as a child?
- Write my own question

Answer

Next

Cancel

SUCCESS!

- Wonderful news!
- You've successfully accessed your myGov account.
- The next step involves linking your myGov account to the ATO (Australian Taxation Office).



You can use either of these as your username:

- [Redacted]
- [Redacted]

What to do now

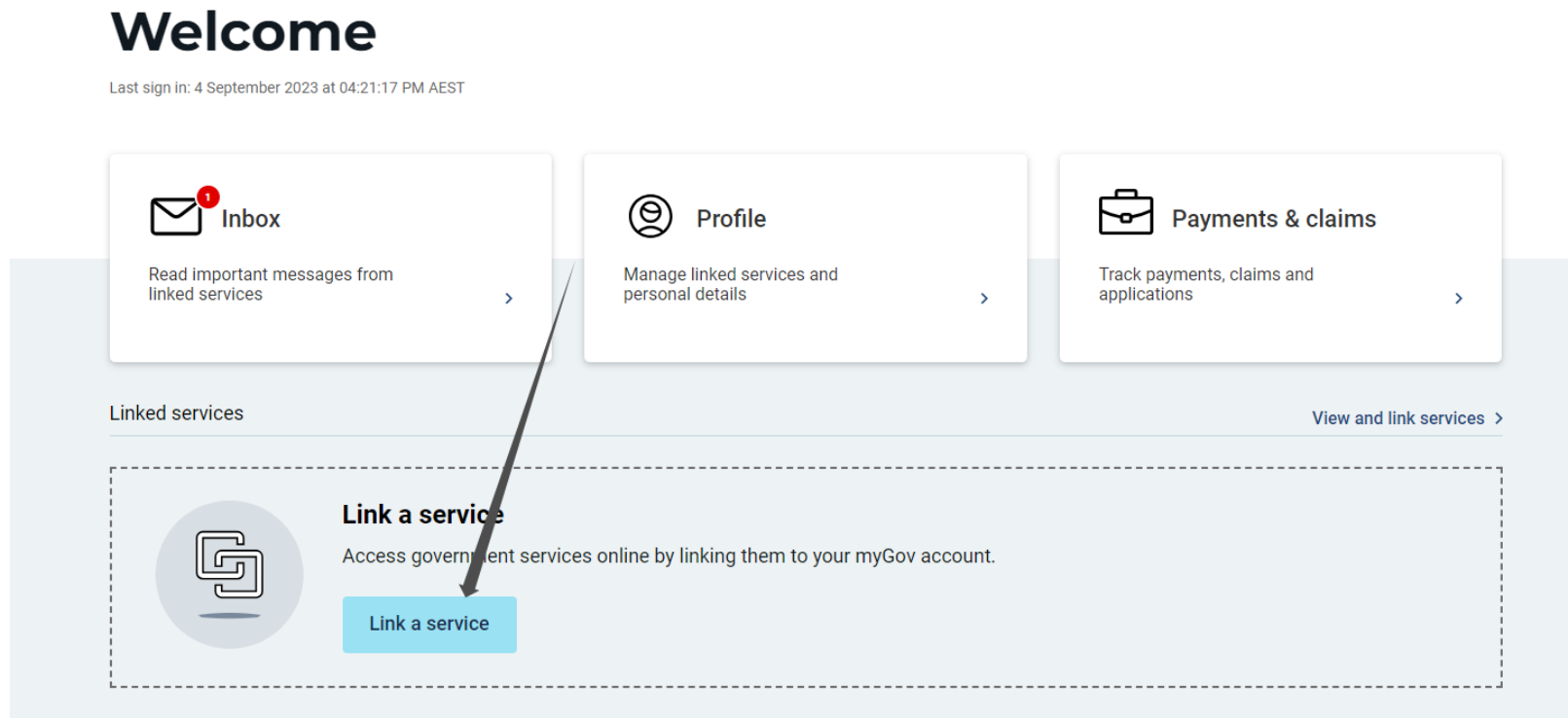
You can:

- link government services to your myGov account.
- update your settings to tell us how you want to sign in securely.
- choose whether to receive inbox notifications by text message or email.

Continue

HOW TO LINK IT TO ATO?

- Step 1:
- Navigate to your myGov Account Page and click the 'Link a service' button.





- Step 2:
- Upon clicking the button, you will encounter various options. Select 'Australian Taxation Office' to link your account.

[< Back to Home](#)

Profile: Linked services

Personal details											
Linked services	<h3>Link a service</h3> <hr/> <table><tbody><tr><td>Australian Taxation Office</td><td>Link</td></tr><tr><td>Centrelink</td><td>Link</td></tr><tr><td>Child Support</td><td>Link</td></tr><tr><td>Department of Health Applications Portal</td><td>Link</td></tr><tr><td>Department of Veterans' Affairs</td><td>Link</td></tr></tbody></table>	Australian Taxation Office	Link	Centrelink	Link	Child Support	Link	Department of Health Applications Portal	Link	Department of Veterans' Affairs	Link
Australian Taxation Office	Link										
Centrelink	Link										
Child Support	Link										
Department of Health Applications Portal	Link										
Department of Veterans' Affairs	Link										
Contact details											
Digital Identity											

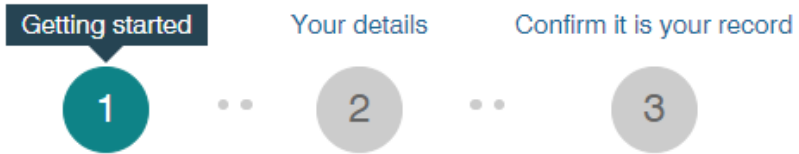
A black arrow points from the top right towards the 'Link' button for the Australian Taxation Office.



HERE IS SHOWING THE SUBSEQUENT PROCEDURE:



Link to ATO



Step 3: Scroll to the bottom of the page and click the "Agree" button.

I agree to the terms and conditions of use.*

Cancel

Next



- Step 4:
- Entering your personal information.

Link to ATO

Getting started

Your details

Confirm it is your record

1

..

2

..

3

Provide your personal details

All fields marked with an * are mandatory.

Name*?

Date of birth*

Address as held on ATO records*?

Tax file number (TFN)*

Cancel



- Step 5
- Select two of the following options to confirm it is your record.

Confirm it is your record

All fields marked with an * are mandatory.

Answer two shared secrets between you and the ATO.

Superannuation account details ?

Bank account details ?

Centrelink payment summary ?

Dividends statement ?

Notice of assessment ?

PAYG payment summary ?

ADDITIONAL

- If you encounter issues with manual linking, or currently you do not have the above records, you may need to contact the ATO at 132 861 to request a linking code.
- You should file your tax return after 30th June, but be sure to submit it before 31st October. If you have a tax agent, you'll have an extended timeframe.



ANU TAX CLINIC

We are available from Wednesday to Friday 11.30am to 2pm.

To book your appointment you can fill up the enquiry form at our website, reach out to us directly at taxclinic@anu.edu.au or call us on [02 6125 4853](tel:0261254853).